

# Office of Rail Transport

https://utk.gov.pl/en/markettstatistics-and-ann/monthly-statistics/monthly-statistics-2017/13666,Freight-rail-transport-re  
sults-in-2017.html  
26.04.2024, 17:53

This page has a newer version

[Click here to continue](#)

## Freight rail transport results in 2017



[More in MS Excel](#)

[file](#)

	January - September 2017	January - September 2016	January - September 2015	change % 2017/2016	change % 2016/2015
weight [m ton]	176.61	161.81	165.01	9.15%	-1.94%
transport performance [m tkm]	40 173.47	37 028.95	37 135.54	8.49%	-0.29%
operational performance [m train-km]	58.66	54.13	54.82	8.38%	-1.26%

## Weight [m ton]

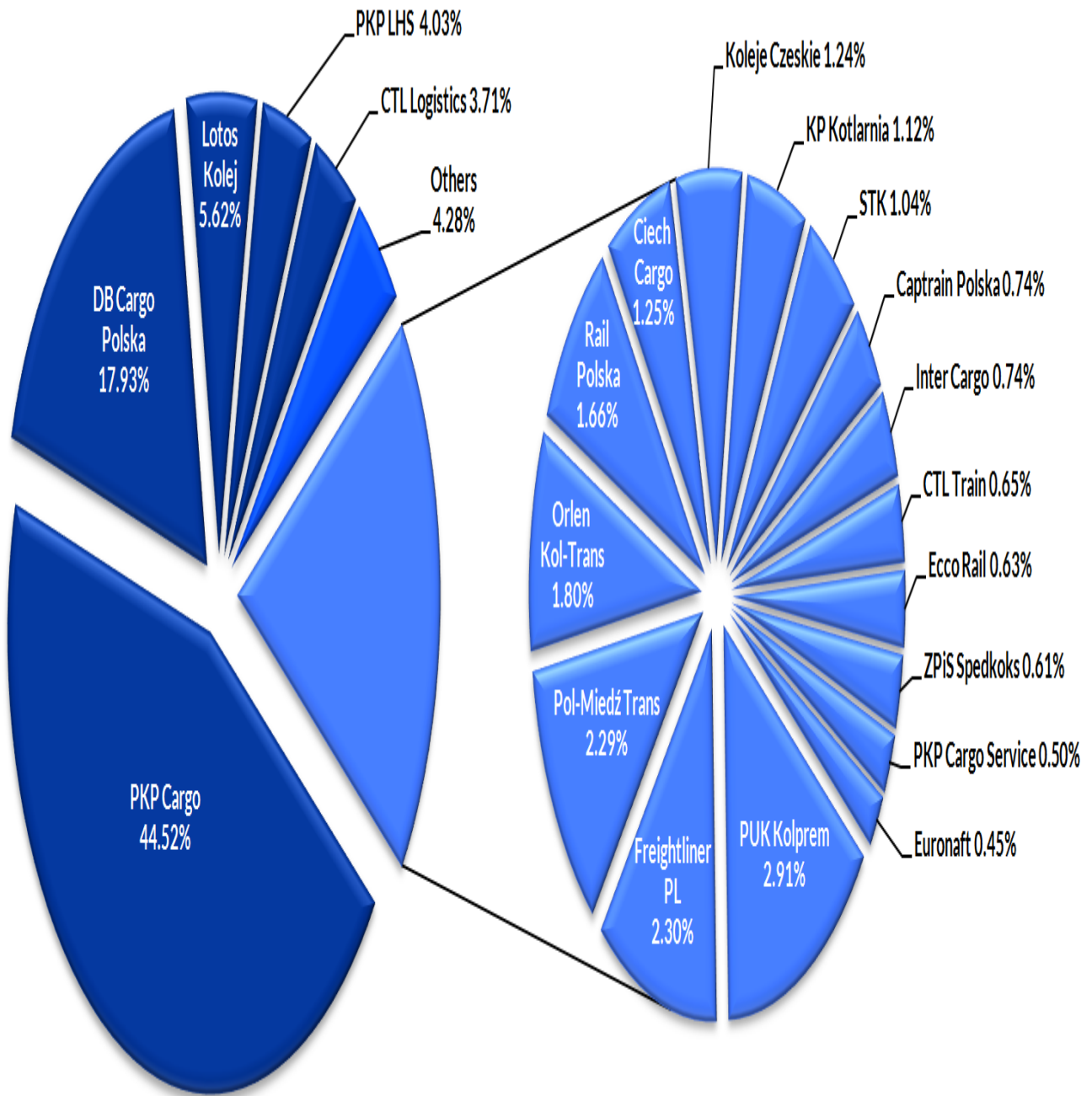
	2017	2016	2015	change % 2017/2016	change % 2016/2015
January	17.06	15.70	16.28	8.70%	-3.61%
February	16.82	16.43	15.31	2.39%	7.28%
March	20.40	17.78	18.81	14.68%	-5.46%
April	19.33	17.59	18.13	9.90%	-2.95%
May	20.47	17.56	18.87	16.60%	-6.95%
June	20.07	18.71	18.79	7.26%	-0.43%
July	20.54	18.83	19.38	9.10%	-2.85%
August	21.04	19.19	18.82	9.68%	1.93%
September	20.88	20.03	20.62	4.22%	-2.86%
October		20.59	21.28		-3.27%

	2017	2016	2015	change % 2017/2016	change % 2016/2015
November		20.15	20.12		0.15%
December		19.68	18.36		7.16%

## Share of RUs in terms of transported weight of cargo (share>0.5%)

	I-IX 2017	I-IX 2016	2016
PKP Cargo	44.52%	43.61%	43.87%
DB Cargo Polska	17.93%	18.24%	17.99%
Lotos Kolej	5.62%	5.80%	5.70%
PKP LHS	4.03%	4.30%	4.48%
CTL Logistics	3.71%	4.38%	4.31%
PUK Kolprem	2.91%	2.76%	2.73%
Freightliner PL	2.30%	2.21%	2.27%
Pol-Miedź Trans	2.29%	2.27%	2.26%
Orlen Kol-Trans	1.80%	1.73%	1.61%
Rail Polska	1.66%	1.60%	1.61%
Ciech Cargo	1.25%	1.23%	1.23%
Koleje Czeskie	1.24%	0.87%	0.95%
KP Kotlarnia	1.12%	1.19%	1.13%
STK	1.04%	0.85%	0.90%
Captrain Polska	0.74%	0.64%	0.64%
Inter Cargo	0.74%	0.69%	0.63%
CTL Train	0.65%	1.37%	1.32%
Ecco Rail	0.63%	0.58%	0.60%
ZPiS Spedkoks	0.61%	0.67%	0.66%
PKP Cargo Service	0.50%	0.27%	0.30%
Euronaft	0.45%	0.65%	0.67%
Others	4.28%	4.08%	4.11%

## Share of RUs in terms of transported weight of cargo January - September 2017 (share>0.5%)



## Transport performance [m tkm]

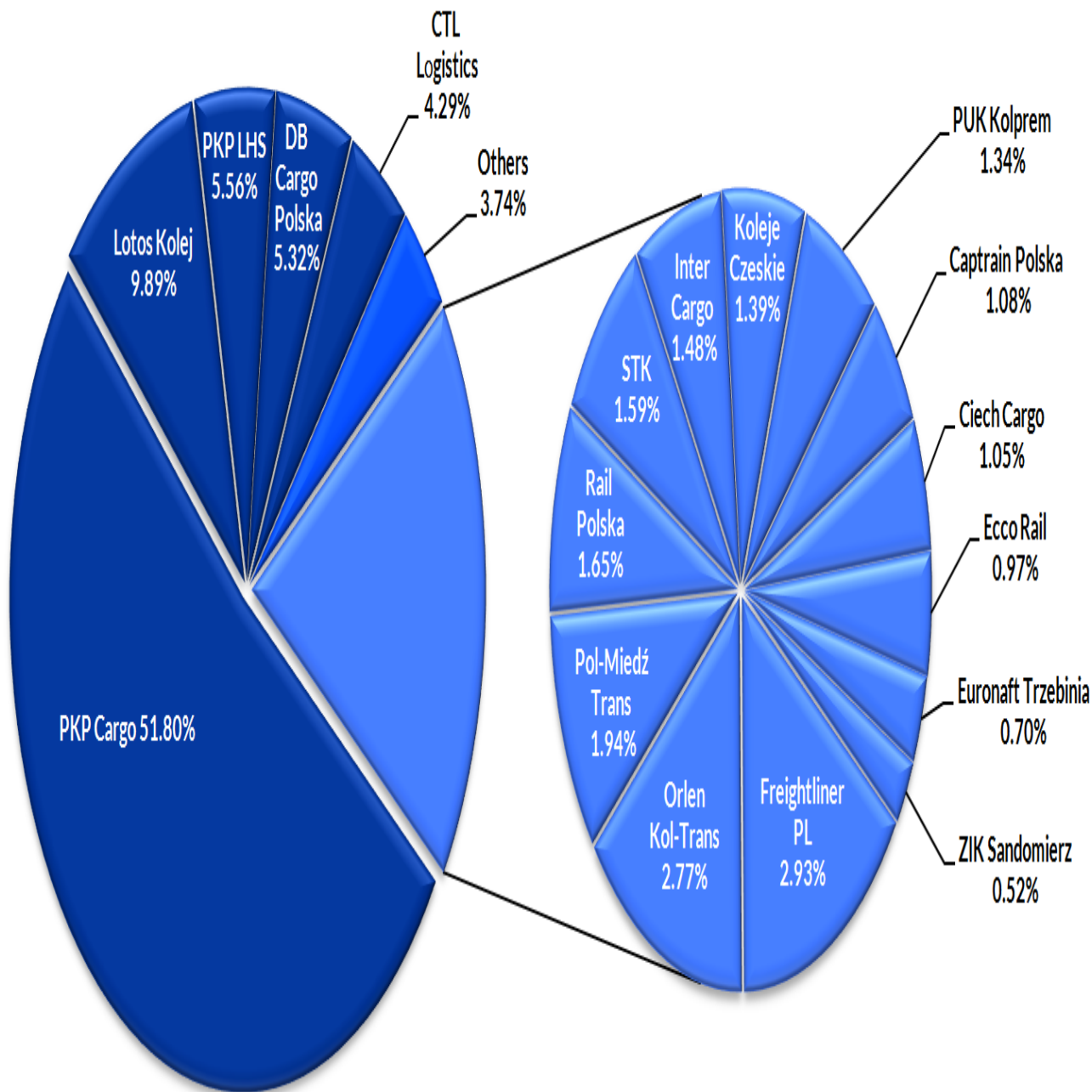
	2017	2016	2015	change % 2017/2016	change % 2016/2015
January	3 711.61	3 422.54	3 456.21	8.45%	-0.97%
February	3 844.75	3 754.90	3 602.20	2.39%	4.24%
March	4 561.37	4 212.42	4 251.29	8.28%	-0.91%
April	4 439.67	4 152.61	4 061.05	6.91%	2.25%
May	4 662.67	4 142.06	4 350.40	12.57%	-4.79%
June	4 608.88	4 258.71	4 201.35	8.22%	1.37%
July	4 750.83	4 210.14	4 345.84	12.84%	-3.12%
August	4 808.89	4 381.67	4 235.00	9.75%	3.46%
September	4 784.80	4 493.90	4 632.20	6.47%	-2.99%
October		4 730.39	4 821.45		-1.89%
November		4 490.00	4 578.78		-1.94%

	2017	2016	2015	change % 2017/2016	change % 2016/2015
December		4 370.83	4 069.76		7.40%

## Share of RUs in terms of transport performance (share>0.5%)

	I-IX 2017	I-IX 2016	2016
PKP Cargo	51.80%	51.25%	51.37%
Lotos Kolej	9.89%	10.37%	10.20%
PKP LHS	5.56%	6.37%	6.58%
DB Cargo Polska	5.32%	5.42%	5.21%
CTL Logistics	4.29%	5.85%	5.94%
Freightliner PL	2.93%	2.80%	2.83%
Orlen Kol-Trans	2.77%	2.47%	2.27%
Pol-Miedź Trans	1.94%	1.87%	1.87%
Rail Polska	1.65%	1.76%	1.72%
STK	1.59%	0.96%	1.10%
Inter Cargo	1.48%	0.57%	0.53%
Koleje Czeskie	1.39%	0.69%	0.66%
PUK Kolprem	1.34%	1.30%	1.29%
Captrain Polska	1.08%	1.04%	1.05%
Ciech Cargo	1.05%	1.04%	1.05%
Ecco Rail	0.97%	0.92%	0.94%
Euronaft Trzebinia	0.70%	1.02%	1.04%
ZIK Sandomierz	0.52%	0.42%	0.46%
Others	3.74%	3.89%	3.89%

## Share of RUs in terms of transport performance January - September 2017 (share>0.5%)

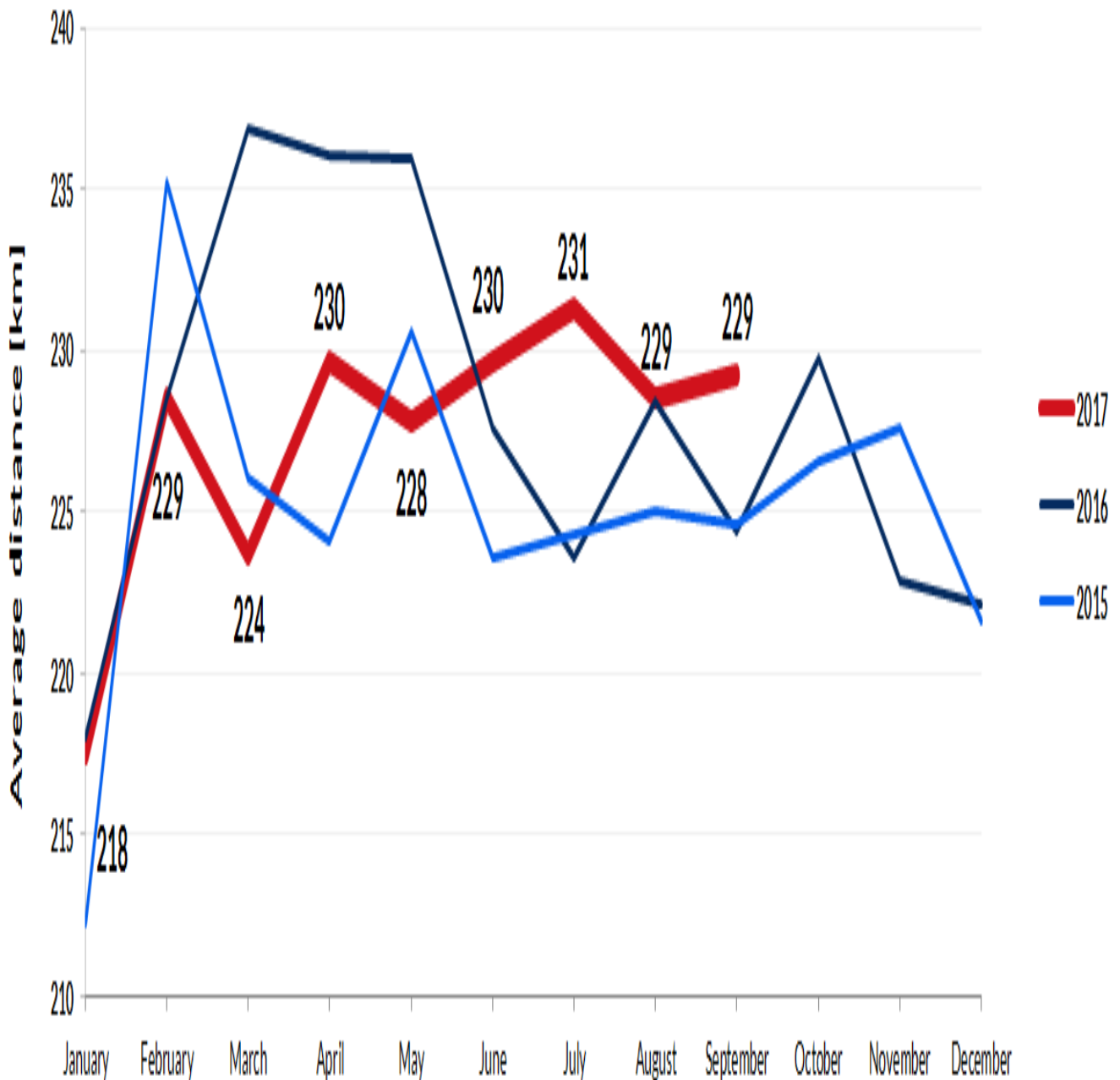


## Operational performance [m train-km]

	2017	2016	2015	change % 2017/2016	change % 2016/2015
January	5.49	5.13	5.13	7.00%	-0.12%
February	5.56	5.50	5.22	1.09%	5.34%
March	6.67	6.08	6.29	9.60%	-3.32%
April	6.39	6.02	5.96	6.30%	0.90%
May	6.73	6.07	6.35	10.93%	-4.36%
June	6.75	6.33	6.30	6.61%	0.38%
July	6.96	6.18	6.36	12.47%	-2.76%
August	7.04	6.28	6.33	12.11%	-0.80%
September	7.08	6.54	6.87	8.24%	-4.76%
October		6.92	7.20		-3.89%
November		6.58	6.74		-2.32%
December		6.33	6.01		5.37%

# Average distance [km]

	2017	2016	2015	change % 2017/2016	change % 2016/2015
January	218	218	212	-0.23%	2.73%
February	229	229	235	0.00%	-2.84%
March	224	237	226	-5.58%	4.80%
April	230	236	224	-2.72%	5.36%
May	228	236	231	-3.46%	2.32%
June	230	228	224	0.90%	1.80%
July	231	224	224	3.43%	-0.28%
August	229	228	225	0.06%	1.50%
September	229	224	225	2.16%	-0.13%
October		230	227		1.43%
November		223	228		-2.09%
December		222	222		0.22%





# List of railway undertakings performing freight transport activity in 2017 based on freight licence

1	PKP Cargo S.A.
2	PKP LHS Sp. z o.o.
3	PKP Cargo Service Sp. z o.o.
4	PKP ENERGETYKA S.A.
5	CTL Kolzap Sp. z o.o.
6	CTL Logistics Sp. z o.o.
7	CTL Północ Sp. z o.o.
8	CTL Train Sp. z o.o.
9	DB Cargo Polska S.A.
10	DB Cargo Spedkol Sp. z o.o.
11	Barter S.A.
12	Bartex sp. z o.o.
13	Captrain Polska sp. z o.o.
14	Cargo Master sp. z o.o.
15	Cargo Przewozy Towarowe. Transport sp. z o.o. sp. k.
16	CEMET S.A.
17	Centrum Logistyczne w Łosośnej sp. z o.o.
18	CIECH CARGO sp. z o. o.
19	Colas Rail Sp. z o.o.
20	Dolkom sp. z o.o.
21	Ecco Rail sp. z o.o.
22	Euronaft Trzebinia sp. z o.o.
23	Eurotrans sp. z o.o.
24	F.H.U "ORION Kolej" Krzysztof Warchoń
25	Freightliner PL sp. z o.o.
26	Grupa Azoty "KOLTAR" sp. z o.o.
27	HSL Polska sp. z o.o.
28	Inter Cargo sp. z o.o.
29	Karpiel Sp. z o.o.

30	Kolej Bałtycka S.A.
31	Koleje Czeskie Sp. z o.o.
32	KP KOTLARNIA S.A.
33	Logistics & Transport Company sp. z o.o.
34	"Lotos Kolej" Sp. z o.o.
35	LTE Polska sp. z o.o.
36	Lubelski Węgiel Bogdanka S.A.
37	Maykoltrans sp. z o.o.
38	Moris Sp. z o.o.
39	NKN Usługi Kolejowe-Projektowanie.Budow..Tran. Sp. z o.o.
40	Omniloko sp. z o.o.
41	Orion Rail Logistics sp. z o.o.
42	Orlen KolTrans sp. z o.o.
43	OT Rail Sp. z o.o.
44	P.R.T Torrems sp. z o.o.
45	PCC Intermodal S.A.
46	PNiUIK w Krakowie Sp. z o.o.
47	Pol - Miedź TRANS Sp. z o.o.
48	Polzug Intermodal Polska Sp. z o.o.
49	Pomorskie Przedsiębiorstwo Mechaniczno-Torowe Sp. z o.o.
50	Poz Bruk Sp. z o.o. Sp.J.
51	Protor sp. z o.o.
52	Przedsiębiorstwo Budownictwa Spec. TRANSKOL sp. z o.o.
53	Przedsiębiorstwo Napraw Infrastruktury sp. z o.o.
54	Przedsiębiorstwo Obrotu Surowc.Wtórnymi "DEPOL" Sp. z o.o.
55	PUK KOLPREM sp. z o.o.
56	Rail Polska sp. z o.o.
57	Rail Time Polska sp. z o.o.
58	SKPL Cargo sp. z o.o.
59	STK S.A.
60	TORPOL Sp. z o.o.

61	Track Tec Logistics Sp. z o.o.
62	Track Tec Rail Sp. z o.o.
63	Trainspeed sp. z o.o.
64	TRAKCJA PRKI i S.A
65	Transchem Sp. z o.o.
66	Wiskol Sołtys Waldemar. Sołtys Jarosław Sp.J.
67	Zakład Przewozów i Spedycji "SPEDKOKS" Sp. z o.o.
68	Zakład Robót Komunikacyjnych - DOM w Poznaniu Sp. z o.o.
69	Zakłady Prod.-Nap. Taboru Masz.i Urząd. M.Dybowski S.J.
70	Zakład Inżynierii Kolejowej Sp. z o.o.
71	ZUE S.A.

Please note that data do not include results of narrow-gauge railway undertakings.  
Furthermore, there might be corrections and updates.

Analysis Unit in the Railway Market Regulation Department

(DRRK - Departament Regulacji Rynku Kolejowego)

[analizy@utk.gov.pl](mailto:analizy@utk.gov.pl)

tel. +48 22 749 15 50