

Office of Rail Transport

https://utk.gov.pl/en/markettstatistics-and-ann/monthly-statistics/monthly-statistic-2018/14413,Freight-rail-transport.html
24.04.2024, 04:07

This page has a newer version

[Click here to continue](#)

Freight rail transport

[More information](#)

[in MS Excel file](#)

	January - June 2018	January - June 2017	January - June 2016	change % 2018/2017	change % 2017/2016
weight [m ton]	123.85	114.15	103.77	8.50%	10.01%
transport performance [m tkm]	29 173.93	25 828.96	23 943.24	12.95%	7.88%
operating performance [m train-km]	43.03	37.59	35.12	14.49%	7.02%

Weight [m ton]

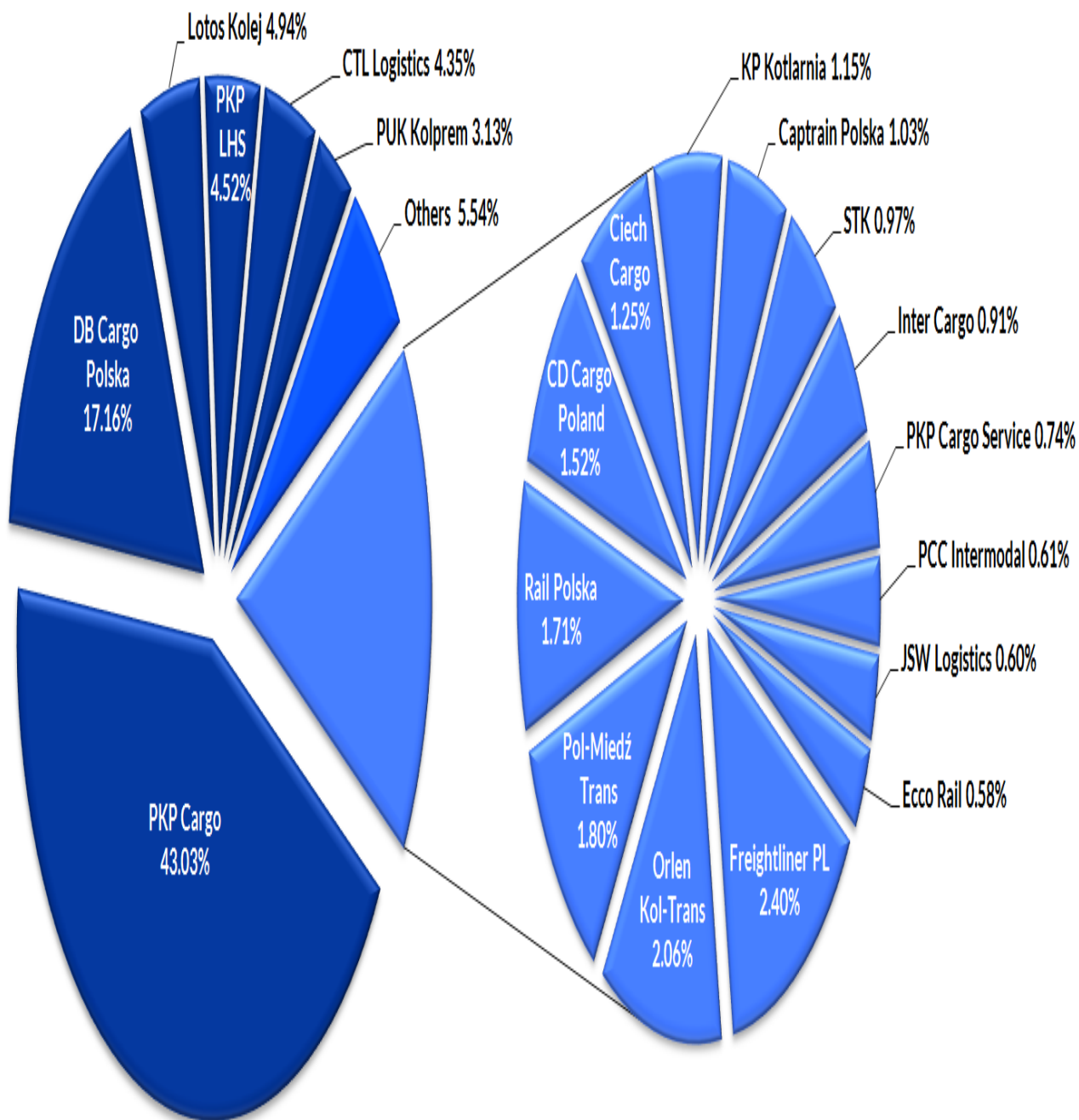
	2018	2017	2016	change % 2018/2017	change % 2017/2016
January	20.88	17.06	15.70	22.36%	8.70%
February	19.37	16.82	16.43	15.15%	2.39%
March	21.63	20.40	17.78	6.05%	14.68%
April	20.45	19.33	17.59	5.78%	9.90%
May	20.71	20.47	17.56	1.16%	16.60%
June	20.82	20.07	18.71	3.73%	7.26%
July		20.54	18.83		9.10%
August		21.05	19.19		9.69%
September		20.87	20.03		4.20%
October		21.71	20.59		5.46%

	2018	2017	2016	change % 2018/2017	change % 2017/2016
November		21.40	20.15		6.23%
December		20.16	19.68		2.46%

Share of RUs in terms of weight (share>0.5%)

	I-VI 2018	I-VI 2017	2017
PKP Cargo	43.03%	44.82%	44.24%
DB Cargo Polska	17.16%	18.16%	17.88%
Lotos Kolej	4.94%	5.57%	5.56%
PKP LHS	4.52%	4.25%	4.20%
CTL Logistics	4.35%	3.49%	3.84%
PUK Kolprem	3.13%	2.91%	2.87%
Freightliner PL	2.40%	2.27%	2.27%
Orlen Kol-Trans	2.06%	1.66%	1.81%
Pol-Miedź Trans	1.80%	2.27%	2.20%
Rail Polska	1.71%	1.64%	1.68%
CD Cargo Poland	1.52%	1.13%	1.33%
Ciech Cargo	1.25%	1.27%	1.26%
KP Kotlarnia	1.15%	1.03%	1.12%
Captrain Polska	1.03%	0.70%	0.77%
STK	0.97%	0.94%	1.03%
Inter Cargo	0.91%	0.66%	0.78%
PKP Cargo Service	0.74%	0.46%	0.54%
PCC Intermodal	0.61%	0.00%	0.04%
JSW Logistics	0.60%	0.57%	0.63%
Ecco Rail	0.58%	0.62%	0.65%
Others	5.54%	5.60%	5.31%

Share of RUs in terms of weight January - June 2018 (share>0.5%)



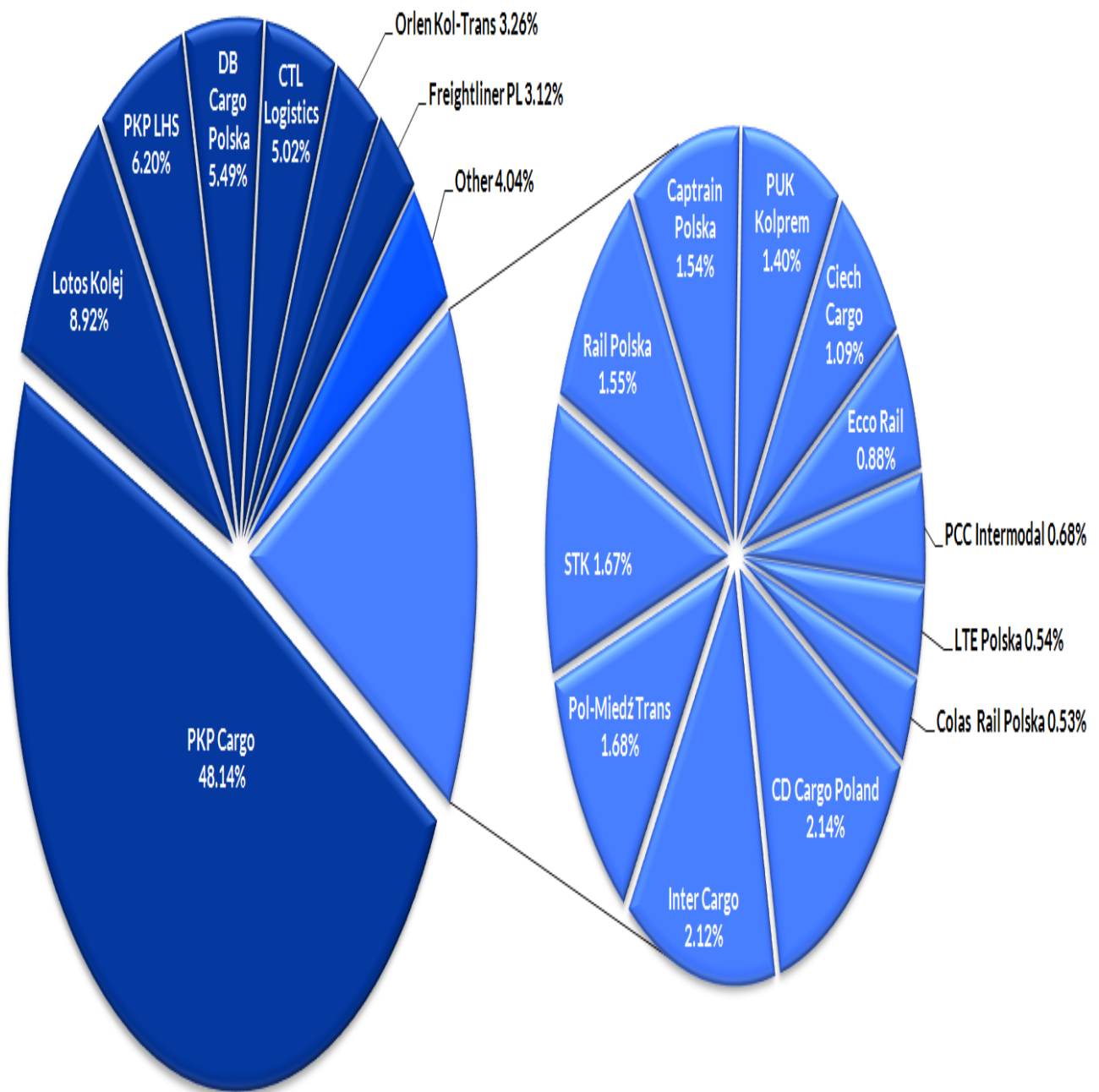
Transport performance [m tkm]

	2018	2017	2016	change % 2018/2017	change % 2017/2016
January	4 787.79	3 711.61	3 422.54	28.99%	8.45%
February	4 529.59	3 844.75	3 754.90	17.81%	2.39%
March	5 029.54	4 561.37	4 212.42	10.26%	8.28%
April	4 932.91	4 439.67	4 152.61	11.11%	6.91%
May	4 970.03	4 662.67	4 142.06	6.59%	12.57%
June	4 924.07	4 608.89	4 258.71	6.84%	8.22%
July		4 750.65	4 210.14		12.84%
August		4 813.61	4 381.67		9.86%
September		4 785.14	4 493.90		6.48%
October		5 025.22	4 730.39		6.23%
November		4 952.51	4 490.00		10.30%
December		4 672.95	4 370.83		6.91%

Share of RUs in terms of transport performance (share>0.5%)

	I-VI 2018	I-VI 2017	2017
PKP Cargo	48.14%	52.38%	51.43%
Lotos Kolej	8.92%	9.70%	9.76%
PKP LHS	6.20%	5.85%	5.68%
DB Cargo Polska	5.49%	5.42%	5.32%
CTL Logistics	5.02%	4.36%	4.47%
Orlen Kol-Trans	3.26%	2.57%	2.84%
Freightliner PL	3.12%	2.88%	2.91%
CD Cargo Poland	2.14%	1.03%	1.55%
Inter Cargo	2.12%	1.40%	1.50%
Pol-Miedź Trans	1.68%	1.90%	1.89%
STK	1.67%	1.41%	1.60%
Rail Polska	1.55%	1.50%	1.74%
Captrain Polska	1.54%	1.03%	1.11%
PUK Kolprem	1.40%	1.37%	1.30%
Ciech Cargo	1.09%	1.04%	1.05%
Ecco Rail	0.88%	0.97%	1.00%
PCC Intermodal	0.68%	0.00%	0.02%
LTE Polska	0.54%	0.14%	0.22%
Colas Rail Polska	0.53%	0.00%	0.25%
Others	4.04%	5.04%	4.35%

Share of RUs in terms of transport performance January - June 2018 (share>0.5%)

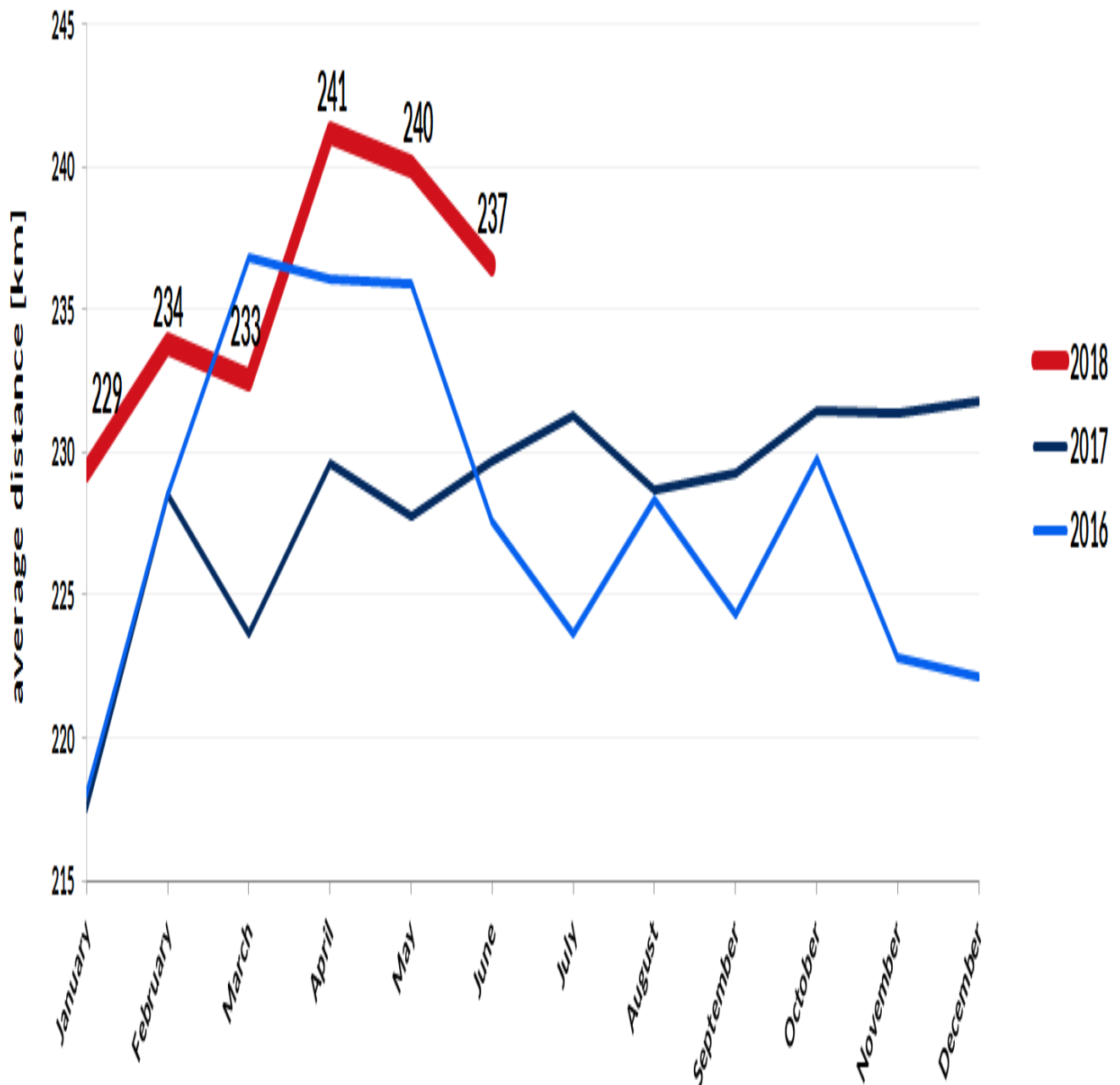


Operating performance [m train-km]

	2018	2017	2016	change % 2018/2017	change % 2017/2016
January	6.97	5.49	5.13	27.02%	7.00%
February	6.67	5.56	5.50	19.96%	1.09%
March	7.46	6.67	6.08	11.928%	9.60%
April	7.29	6.39	6.02	14.06%	6.30%
May	7.31	6.73	6.07	8.61%	10.93%
June	7.33	6.75	6.33	8.58%	6.61%
July		6.95	6.18		12.44%
August		7.05	6.28		12.28%
September		7.09	6.54		8.38%
October		7.35	6.92		6.26%
November		7.26	6.58		10.22%
December		6.80	6.33		7.33%

Average distance [km]

	2018	2017	2016	change % 2018/2017	change % 2017/2016
January	229	218	218	5.42%	-0.23%
February	234	229	229	2.31%	0.00%
March	233	224	237	3.98%	-5.58%
April	241	230	236	5.04%	-2.72%
May	240	228	236	5.37%	-3.46%
June	237	230	228	3.00%	0.90%
July		231	224		3.42%
August		229	228		0.15%
September		229	224		2.18%
October		231	230		0.74%
November		231	223		3.84%
December		232	222		4.35%



List of railway undertakings performing freight transport activity in 2018 based on freight licence

1	PKP CARGO S.A.
2	PKP LHS Sp. z o.o.
3	PKP Cargo Service Sp. z o.o.
4	PKP ENERGETYKA S.A.
5	CTL Logistics Sp. z o.o.
6	CTL Północ Sp. z o.o.
7	DB Cargo Polska S.A.
8	DB Cargo Spedkol Sp. z o.o.
9	Barter S.A.
10	Bartex Sp. z o.o.
11	Budimex Kolejnictwo sp. z o.o.
12	Captrain Polska Sp. z o.o.
13	Cargo Master Sp. z o.o.
14	Cargo Przewozy Towarowe. Transport Sp. z o.o. Sp. k.
15	CD Cargo Poland Sp. z o.o.
16	CEMET S.A.
17	Centrum Logistyczne w Łosośnej Sp. z o.o.
18	CIECH CARGO Sp. z o. o.
19	Colas Rail Polska Sp. z o.o.
20	DOLKOM Sp. z o.o.
21	Ecco Rail Sp. z o.o.
22	Eurotrans Sp. z o.o.
23	F.H.U "ORION Kolej" Krzysztof Warchoń
24	FREIGHTLINER PL Sp. z o.o.
25	Grupa Azoty "KOLTAR" Sp. z o.o.
26	Grupa Azoty "Kolzap" Sp. z o.o.
27	HSL Polska Sp. z o.o.
28	Inter Cargo Sp. z o.o.
29	JSW Logistics sp. z o.o. (dawniej Zakład Przewozów i Spedycji "SPEDKOKS" Sp. z o.o.)
30	Karpiel Sp. z o.o.

31	KOLEJ BAŁTYCKA SA
32	KP KOTLARNIA S.A.
33	Logistics & Transport Company Sp. z o.o.
34	LOTOS KOLEJ Sp. z o.o.
35	LTE Polska sp. z o.o.
36	Lubelski Węgiel Bogdanka S.A.
37	MAJKOLTRANS Sp. z o.o.
38	Metrans Polonia sp. z o.o.
39	Moris Sp. z o.o.
40	NKN Usługi Kolejowe Sp. z o.o.
41	Omniloko sp. z o.o.
42	ORLEN KolTrans Sp. z o.o.
43	P.R.T Torrems sp. z o.o.
44	PCC Intermodal S.A.
45	PNiUIK w Krakowie Sp. z o.o.
46	POL-MIEDŹ TRANS Sp. z o.o.
47	Pomorskie Przedsiębiorstwo Mechaniczno-Torowe Sp. z o.o.
48	POZ BRUK Sp. z o.o. S.K.A.
49	PROTOR sp. z o.o.
50	Przedsiębiorstwo Budownictwa Spec. TRANSKOL Sp. z o.o.
51	Przedsiębiorstwo Obrotu Surowc.Wtórnymi "DEPOL" Sp. z o.o.
52	Przedsiębiorstwo Usług Kolejowych KOLPREM Spółka z o.o.
53	RAIL POLSKA Sp. z o.o.
54	SKPL Cargo Sp. z o.o.
55	STK S.A.
56	Swietelsky Rail Polska Sp. z o.o.
57	TABOR DĘBICA sp. z o.o.
58	TORPOL Sp. z o.o.
59	Trainspeed sp. z o.o.
60	TRAKCJA PRKI i S.A
61	Transchem sp. z o.o.
62	Wiskol sp. z o.o.
63	Zakład Inżynierii Kolejowej Sp. z o.o.

64	Zakład Robót Komunikacyjnych - DOM w Poznaniu Sp. z o.o.
65	ZUE S.A.

Please note that data do not include results of narrow-gauge railway undertakings.
Furthermore, there might be corrections and updates.

Monitoring and Analysis Unit in the Railway Market Regulation Department

analizy@utk.gov.pl

tel. +48 22 749 15 50