

Office of Rail Transport

https://utk.gov.pl/en/markettstatistics-and-ann/monthly-statistics/monthly-statistic-2018/14131,Freight-rail-transport.html
27.04.2024, 05:31

This page has a newer version

[Click here to continue](#)

Freight rail transport

[More details in MS](#)

[Excel file](#)

	January - March 2018	January - March 2017	January - March 2016	change % 2018/2017	change % 2017/2016
weight [m ton]	61.87	54.28	49.91	13.99%	8.75%
transport performance [m t-km]	14 346.89	12 117.73	11 389.86	18.40%	6.39%
operating performance [m train-km]	21.08	17.71	16.71	19.00%	6.00%

Weight [m ton]

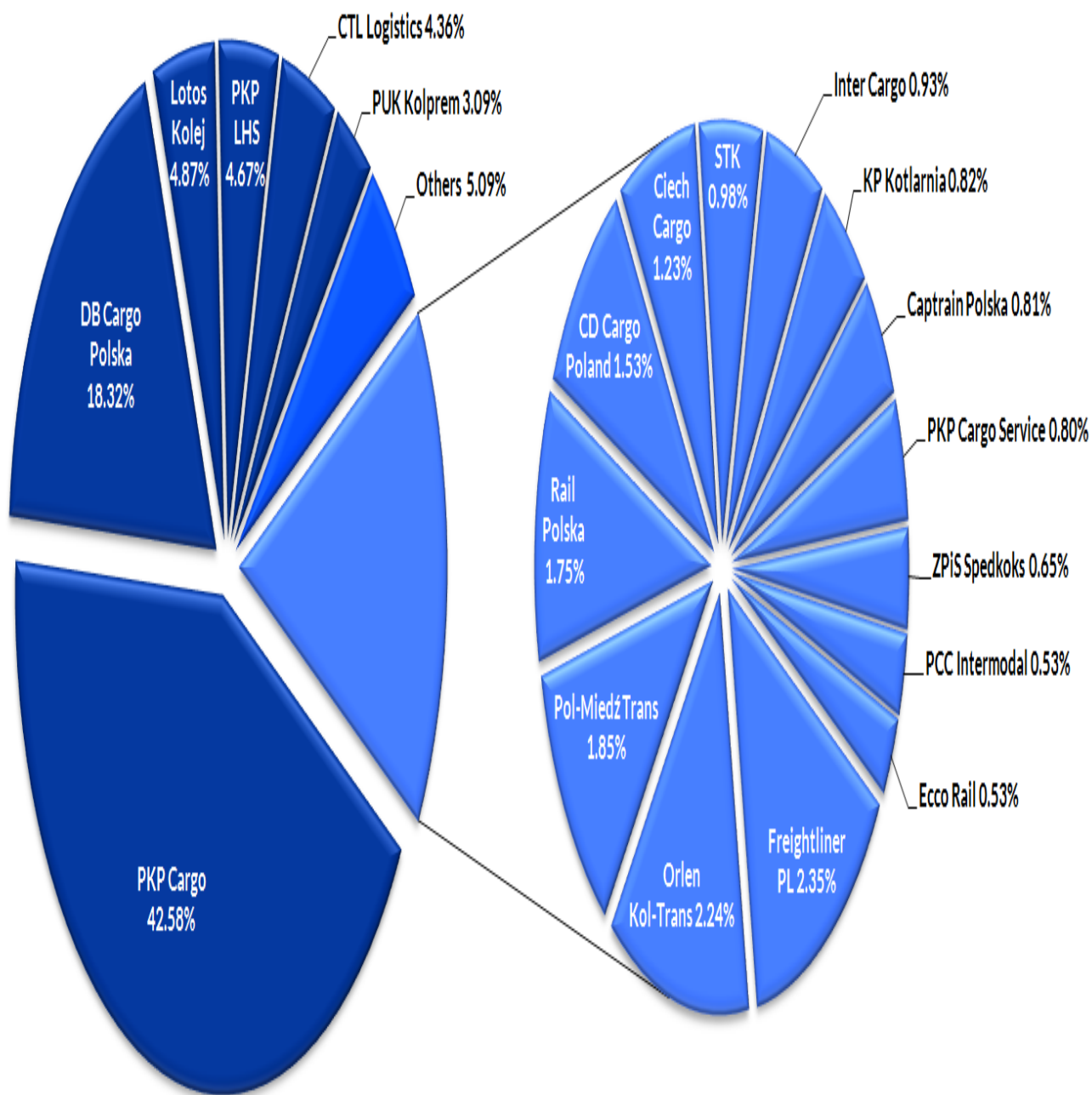
	2018	2017	2016	change % 2018/2017	change % 2017/2016
January	20.88	17.06	15.70	22.36%	8.70%
February	19.37	16.82	16.43	15.16%	2.39%
March	21.62	20.40	17.78	6.03%	14.68%
April		19.33	17.59		9.90%
May		20.47	17.56		16.60%
June		20.07	18.71		7.26%
July		20.54	18.83		9.10%
August		21.05	19.19		9.69%
September		20.87	20.03		4.20%

	2018	2017	2016	change % 2018/2017	change % 2017/2016
October		21.71	20.59		5.46%
November		21.40	20.15		6.23%
December		20.16	19.68		2.46%

Share of RUs in terms of weight (share>0.5%)

	I-III 2018	I-III 2017	2017
PKP Cargo	42.58%	44.30%	44.24%
DB Cargo Polska	18.32%	19.09%	17.88%
Lotos Kolej	4.87%	5.59%	5.56%
PKP LHS	4.67%	4.46%	4.20%
CTL Logistics	4.36%	3.63%	3.84%
PUK Kolprem	3.09%	2.96%	2.87%
Freightliner PL	2.35%	2.25%	2.27%
Orlen Kol-Trans	2.24%	1.77%	1.81%
Pol-Miedź Trans	1.85%	2.16%	2.20%
Rail Polska	1.75%	1.53%	1.68%
CD Cargo Poland	1.53%	1.02%	1.33%
Ciech Cargo	1.23%	1.29%	1.26%
STK	0.98%	0.80%	1.03%
Inter Cargo	0.93%	0.55%	0.78%
KP Kotlarnia	0.82%	0.77%	1.12%
Captrain Polska	0.81%	0.72%	0.77%
PKP Cargo Service	0.80%	0.47%	0.54%
ZPiS Spedkoks	0.65%	0.60%	0.63%
PCC Intermodal	0.53%	0.00%	0.04%
Ecco Rail	0.53%	0.59%	0.65%
Others	5.09%	5.46%	5.31%

Share of RUs in terms of weight January - March 2018 (share>0.5%)



Transport performance [m tkm]

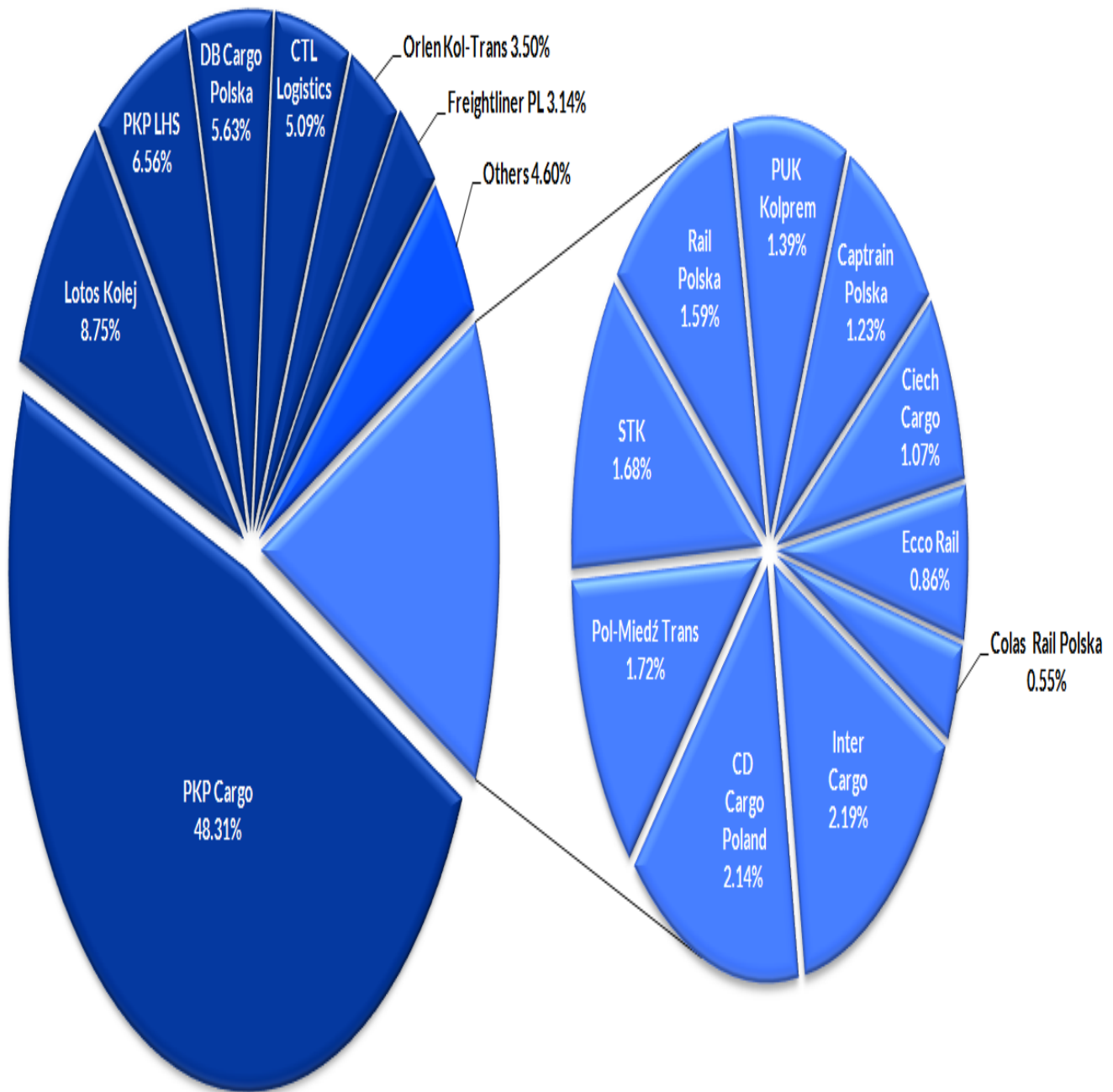
	2018	2017	2016	change % 2018/2017	change % 2017/2016
January	4 788.39	3 711.61	3 422.54	29.01%	8.45%
February	4 529.74	3 844.75	3 754.90	17.82%	2.39%
March	5 028.76	4 561.37	4 212.42	10.25%	8.28%
April		4 439.67	4 152.61		6.91%
May		4 662.67	4 142.06		12.57%
June		4 608.89	4 258.71		8.22%
July		4 750.65	4 210.14		12.84%
August		4 813.61	4 381.67		9.86%
September		4 785.14	4 493.90		6.48%
October		5 025.22	4 730.39		6.23%
November		4 952.51	4 490.00		10.30%

	2018	2017	2016	change % 2018/2017	change % 2017/2016
December		4 672.95	4 370.83		6.91%

Share of RUs in terms of transport performance (share>0.5%)

	I-III 2018	I-III 2017	2017
PKP Cargo	48.31%	51.96%	51.43%
Lotos Kolej	8.75%	9.64%	9.76%
PKP LHS	6.56%	6.40%	5.68%
DB Cargo Polska	5.63%	5.85%	5.32%
CTL Logistics	5.09%	4.72%	4.47%
Orlen Kol-Trans	3.50%	2.67%	2.84%
Freightliner PL	3.14%	2.94%	2.91%
Inter Cargo	2.19%	1.05%	1.50%
CD Cargo Poland	2.14%	0.75%	1.55%
Pol-Miedź Trans	1.72%	1.69%	1.89%
STK	1.68%	1.18%	1.60%
Rail Polska	1.59%	1.27%	1.74%
PUK Kolprem	1.39%	1.49%	1.30%
Captrain Polska	1.23%	1.06%	1.11%
Ciech Cargo	1.07%	1.02%	1.05%
Ecco Rail	0.86%	0.97%	1.00%
Colas Rail Polska	0.55%	0.00%	0.25%
Others	4.60%	5.34%	4.59%

Share of RUs in terms of transport performance January - March 2018 (share>0.5%)

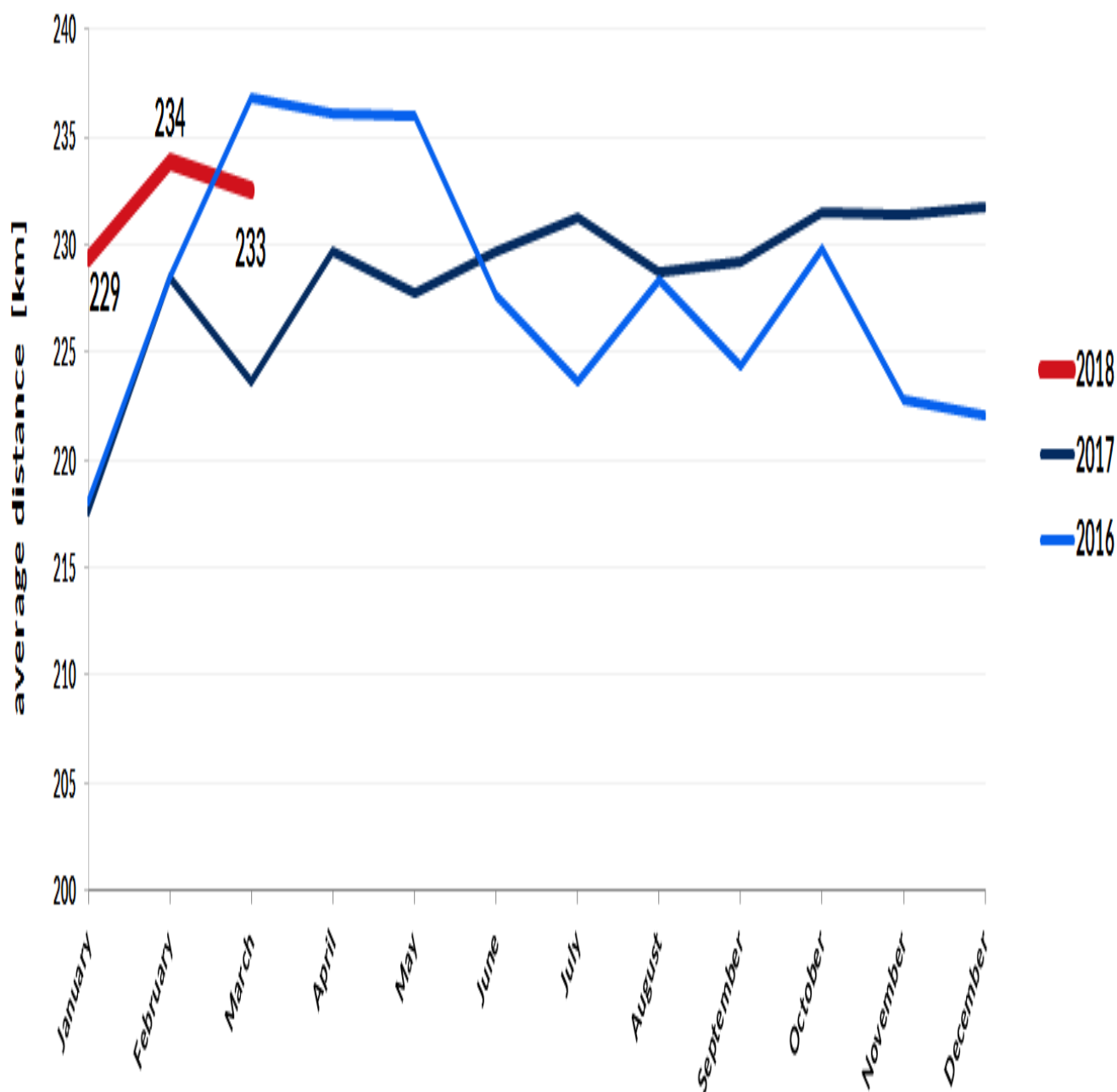


Operating performance [m train-km]

	2018	2017	2016	change % 2018/2017	change % 2017/2016
January	6.97	5.49	5.13	27.01%	7.00%
February	6.67	5.56	5.50	19.91%	1.09%
March	7.44	6.67	6.08	11.65%	9.60%
April		6.39	6.02		6.30%
May		6.73	6.07		10.93%
June		6.75	6.33		6.61%
July		6.95	6.18		12.44%
August		7.05	6.28		12.28%
September		7.09	6.54		8.38%
October		7.35	6.92		6.26%
November		7.26	6.58		10.22%
December		6.80	6.33		7.33%

Average distance [km]

	2018	2017	2016	change % 2018/2017	change % 2017/2016
January	229	218	218	5.43%	-0.23%
February	234	229	229	2.31%	0.00%
March	233	224	237	3.98%	-5.58%
April		230	236		-2.72%
May		228	236		-3.46%
June		230	228		0.90%
July		231	224		3.42%
August		229	228		0.15%
September		229	224		2.18%
October		231	230		0.74%
November		231	223		3.84%
December		232	222		4.35%



List of railway undertakings performing freight transport activity in 2018 based on freight licence

1	PKP CARGO S.A.
2	PKP LHS Sp. z o.o.
3	PKP Cargo Service Sp. z o.o.
4	PKP ENERGETYKA S.A.
5	CTL Logistics Sp. z o.o.
6	CTL Północ Sp. z o.o.
7	DB Cargo Polska S.A.
8	DB Cargo Spedkol Sp. z o.o.

9	Barter S.A.
10	Bartex Sp. z o.o.
11	Captrain Polska Sp. z o.o.
12	Cargo Master Sp. z o.o.
13	Cargo Przewozy Towarowe. Transport Sp. z o.o. Sp. k.
14	CD Cargo Poland Sp. z o.o.
15	CEMET S.A.
16	Centrum Logistyczne w Łosośnej Sp. z o.o.
17	CIECH CARGO Sp. z o. o.
18	Colas Rail Polska Sp. z o.o.
19	DOLKOM Sp. z o.o.
20	Ecco Rail Sp. z o.o.
21	Eurotrans Sp. z o.o.
22	F.H.U "ORION Kolej" Krzysztof Warchoł
23	FREIGHTLINER PL Sp. z o.o.
24	Grupa Azoty "KOLTAR" Sp. z o.o.
25	HSL Polska Sp. z o.o.
26	Inter Cargo Sp. z o.o.
27	Karpel Sp. z o.o.
28	KOLEJ BAŁTYCKA SA
29	KP KOTLARNIA S.A.
30	Logistics & Transport Company Sp. z o.o.
31	LOTOS KOLEJ Sp. z o.o.
32	LTE Polska sp. z o.o.
33	Lubelski Węgiel Bogdanka S.A.
34	MayKOLTRANS Sp. z o.o.
35	Metrans Polonia sp. z o.o.
36	Moris Sp. z o.o.
37	NKN Usługi Kolejowe Sp. z o.o
38	Omniloko sp. z o.o.
39	ORLEN KolTrans Sp. z o.o.
40	P.R.T Torrems sp. z o.o.
41	PCC Intermodal S.A.

42	PNiUIK w Krakowie Sp. z o.o.
43	POL-MIEDŹ TRANS Sp. z o.o.
44	Pomorskie Przedsiębiorstwo Mechaniczno-Torowe Sp. z o.o.
45	POZ BRUK Sp. z o.o. S.K.A.
46	PROTOR sp. z o.o.
47	Przedsiębiorstwo Obrotu Surowc.Wtórnymi "DEPOL" Sp. z o.o.
48	Przedsiębiorstwo Usług Kolejowych KOLPREM Spółka z o.o.
49	Przedsiębiorstwo Budownictwa Spec. TRANSKOL Sp. z o.o.
50	RAIL POLSKA Sp. z o.o.
51	SKPL Cargo Sp. z o.o.
52	STK S.A.
53	TORPOL Sp. z o.o.
54	Trainspeed sp. z o.o.
55	TRAKCJA PRKI i S.A
56	Transchem sp. z o.o.
57	Wiskol sp. z o.o.
58	Zakład Przewozów i Spedycji "SPEDKOKS" Sp. z o.o.
59	Zakład Robót Komunikacyjnych - DOM w Poznaniu Sp. z o.o.
60	TABOR DĘBICA sp. z o.o.
61	Zakład Inżynierii Kolejowej Sp. z o.o.
62	ZUE S.A.

Please note that data do not include results of narrow-gauge railway undertakings.

Furthermore, there might be corrections and updates.

Monitoring and Analysis Unit in the Railway Market Regulation Department

analizy@utk.gov.pl

tel. +48 22 749 15 50